



**DR. VIRENDRA SWARUP PUBLIC SCHOOL,
KALYANPUR**

Summer Holiday Homework

Class – Nursery

Summertime, Summertime



Slip And Slide



Time To Run And Have Lots Of Fun

While Staying Inside !!


Summertime, Summertime

Be Happy And Cool

Pillow Fights And Late Night Bites

An Awesome Break From School !!





Dear Parents,

Vacations are a welcome break.... Break from fixed schedules, rules and regulations of the school. Freedom brings more responsibility, so keeping this in mind, we have planned most of the activities to keep our children engaged and also help them in channelizing their energy. Kindly help and guide your child in completing his/her work and also exploring his /her creative self.

Keep the given homework in a folder with clearly mentioned name, class and section. It would be wonderful if the children themselves decorate the folder with their tiny hands.


HOW INDEPENDENT CAN I BECOME?

Make your child more independent by teaching him or her various activities like :-

- Buttoning and unbuttoning the shirt
- Laying the table
- Folding mats and clothes
- Arranging their toy shelf
- Learning to tie knots
- Reading a story
- Sorting and pairing household items.
- Peeling boiled potatoes

Happy Summer Holidays!

(Note- Do share your ward's pictures and videos with us while doing the above mentioned activities.)



DR.VIRENDRA SWARUP PUBLIC SCHOOL , KALYANPUR


Session : 2021-22
Holiday Home Work

Date: _____
Roll no.: _____

Class – Nursery
Name: _____



1- Write the first letter (small letter) for each of the given pictures-






















2. Trace the letters-

a b c d

e f g h

i j k l



m n o p

q r s t

u v w x

y z

3- Match the objects with the given letters-



b

m

c


f

g

d

Maths



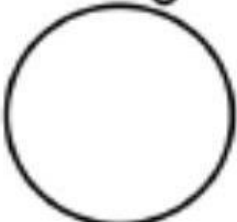
- Count the given objects and the number them in the boxes given below-



• Complete the series -






1





5

6






10

11






15

16






20

21



25

26

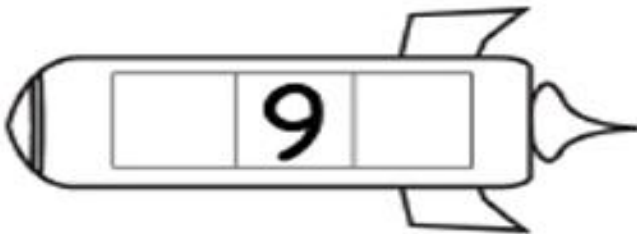
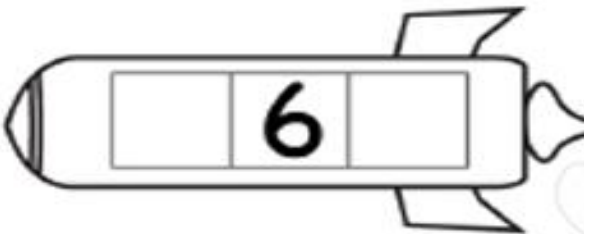
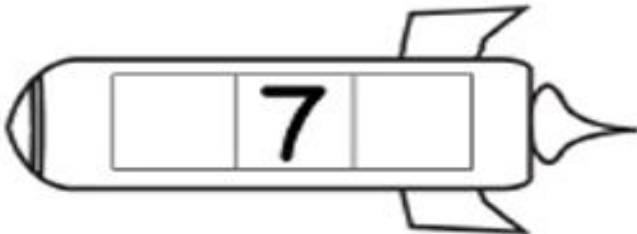
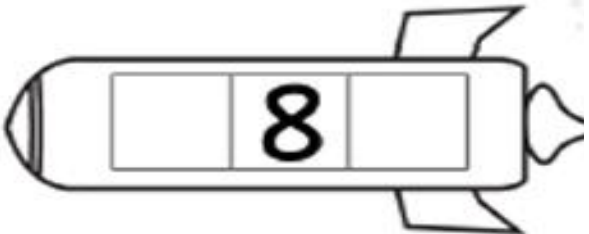
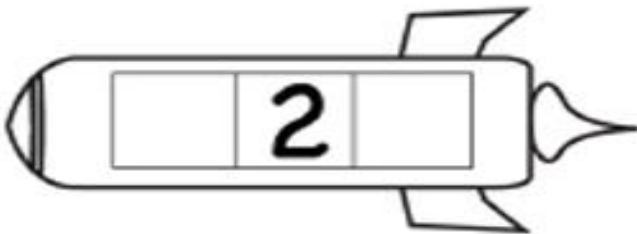
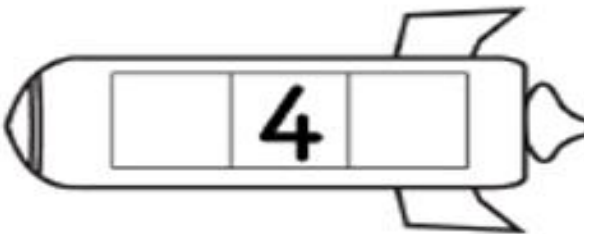


30

- Skip count by 2s-

2		6		10
12		16		20
22		26		30

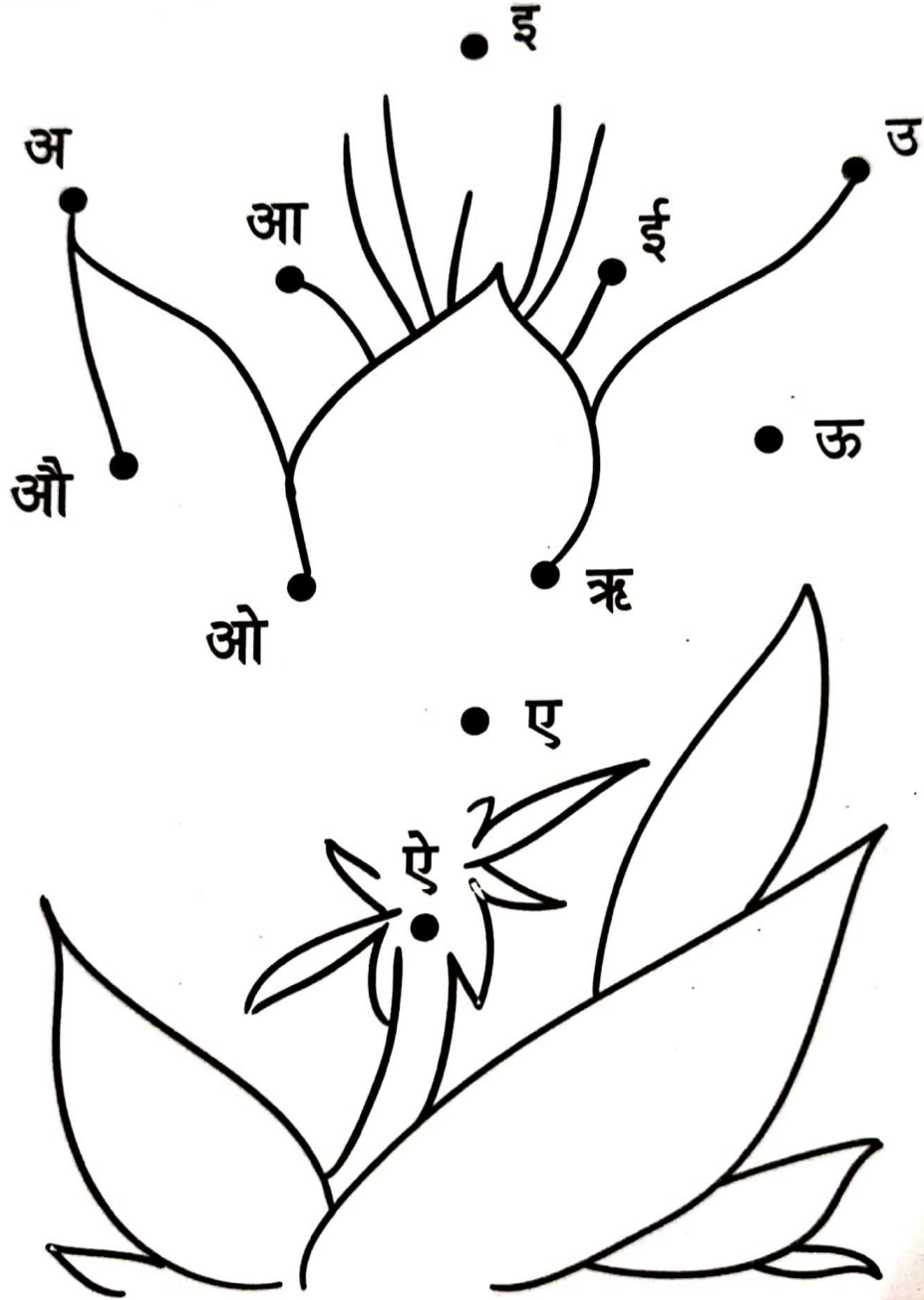
- What comes after and before -

Hindi











स्वरोँ को सही क्रम से मिलाते हुए चित्र पूरा करें एवं रंग भरें।



Skill : स्वरोँ की पुनरावृत्ति।

Colour the little lambs.



BODY PARTS

Identify and match the body parts

EAR

EYE

MOUTH

HAND

LEG

HAIR

NECK

NOSE

ARM

FOOT





enjoy
SUMMER
HOLIDAYS